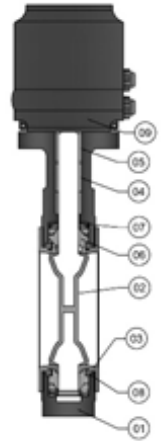
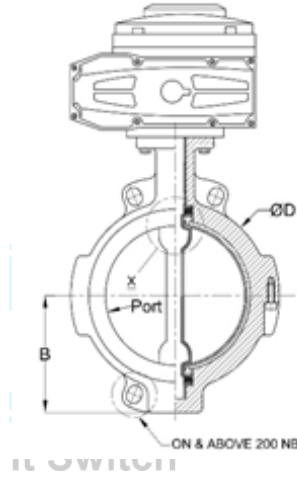
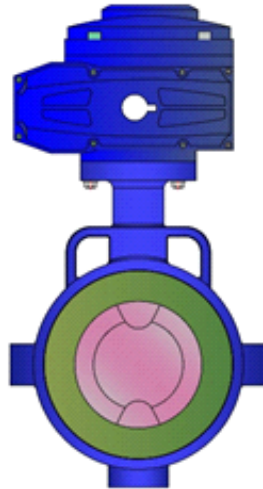
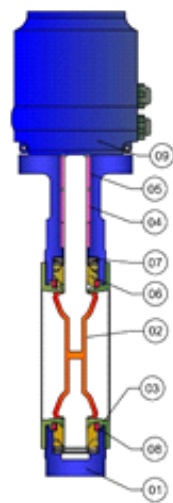


Electrical On/off, Modulating And Integral Starter FEP / PFA Lined Butterfly Valve

Size Range- 2" to 12" (50mm to 300mm)

Ball Valve Specification.

Valve Type	Centric disc butterfly valve with FEP/PFA lined body
Body Type	Short Wafer (sandwiched between flanges) two piece design
Seat Type	Lined with the body
End Connection	Wafer Sandwiched
Pressure Rating	PN 10 / PN16 (On Request)
Oper. Temp. Range	-25°C to 200°C depending on MOC
Seat Leakage	Tight Shut off



No.	Description	Material	QTY.
1	Body	DI/WCB/CF8/CF8M	01
2	Disc	SS 304 / SS 316 / SS 316L with FEP/PFA Moulding	01
3	Sleeve	FEP/PFA	01
4	"O" Ring	PTFE (Teflon)	02
5	Bush	Metal Bush	02
6	Bush	S. S.304	02
7	Thrust Bush	Spring Steel	02
8	Washer	Silicon Big	02
9	Electric Actuator	Standard	01

Valve Size		A	B	F to F	ØD
MM	Inch				
50	2"	99.5	67	43	101
65	2.1/2"	115	65	47	112
80	3"	120	81	47	130
100	4"	158	95	54	160
125	5"	153.5	112.5	57	185
150	6"	195	122	59	218
200	8"	221	165	64	270
250	10"	236	208	72	340
300	12"	270	243.5	82	380

Optional electrical actuator on/off, modulating and integral starter on above valves



For detailed information refer page no. : XX to XX

For detailed information refer page no. : XX to XX

For detailed information refer page no. : XX to XX